

Scaled data based on original data using
LM-79-08 Approved Method: Electrical and Photometric Measurements of Solid-
State Lighting Products

Test Report Prepared for
Cooper Lighting Solutions
(formerly Eaton)

Brand: McGRAW-EDISON

Report Number: P386331

Luminaire Tested: **GWC-SA2A-727-U-SL3**

Issue Date: 3/3/2020

Test Information

Test Method: LM-79-08
Report Number: P386331
TEST IS SCALED FROM IESNA LM-79-08 TEST DATA (G2-1903-205-22)
Test Lab: INNOVATION CENTER
Issue Date: 3/3/2020
Manufacturer: COOPER LIGHTING SOLUTIONS (FORMERLY EATON)
Product Line: MCGRAW-EDISON
Catalog Number: GWC-SA2A-727-U-SL3
Description: GALLEON WALL LUMINAIRE
(2) 70 CRI, 2700K, 615mA LIGHTSQUARES WITH 16 LEDS EACH AND TYPE III
SPILL LIGHT ELIMINATOR OPTICS
Light Source: -
Ballast/Driver: ELECTRONIC DRIVER

Summary

Lumens per Lamp: N/A
Luminaire Lumens: 8135 lumens
Efficiency: N/A
Efficacy: 123.3 lumens/watt
Luminous Opening: Rectangular (W 1' x L: 0.5' x H: 0')
IES Classification: Type III - Medium
BUG Rating: B1 - U0 - G2

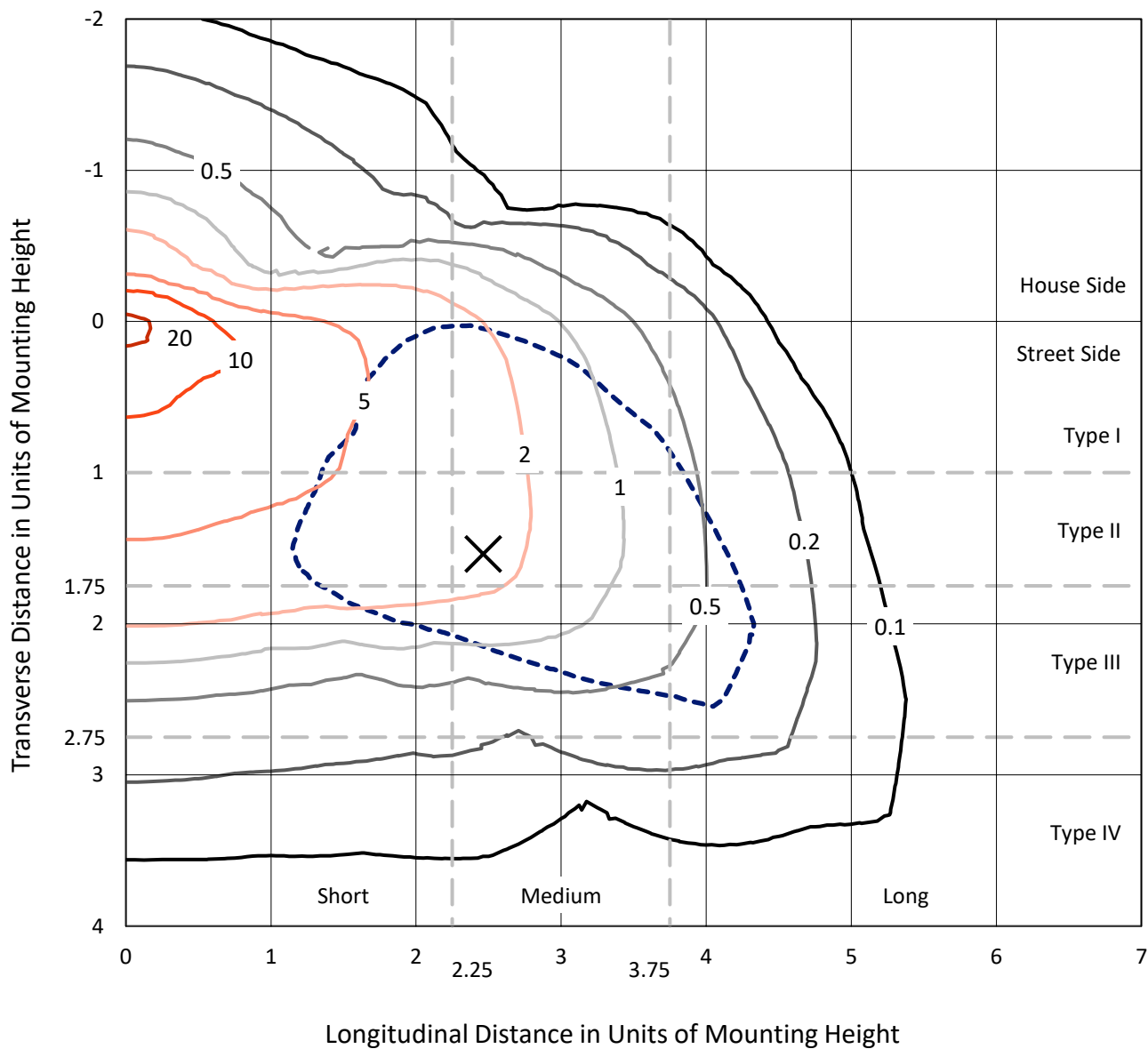
Input Watts (W): 66
Input Voltage (V): NR
Input Current (A_{in}): NR
Voltage Rise (V): NR
Power Factor: NR
Total Harmonic Distortion (THDi): NR
Frequency (hertz): 60
Stabilization Time: NR
Operation Time: NR
Ambient Temperature (°C): NR
Test Distance: 24 FT



REPORT NUMBER: P386331
 CATALOG NUMBER: GWC-SA2A-727-U-SL3

Iso-Footcandle Lines of Horizontal Illumination

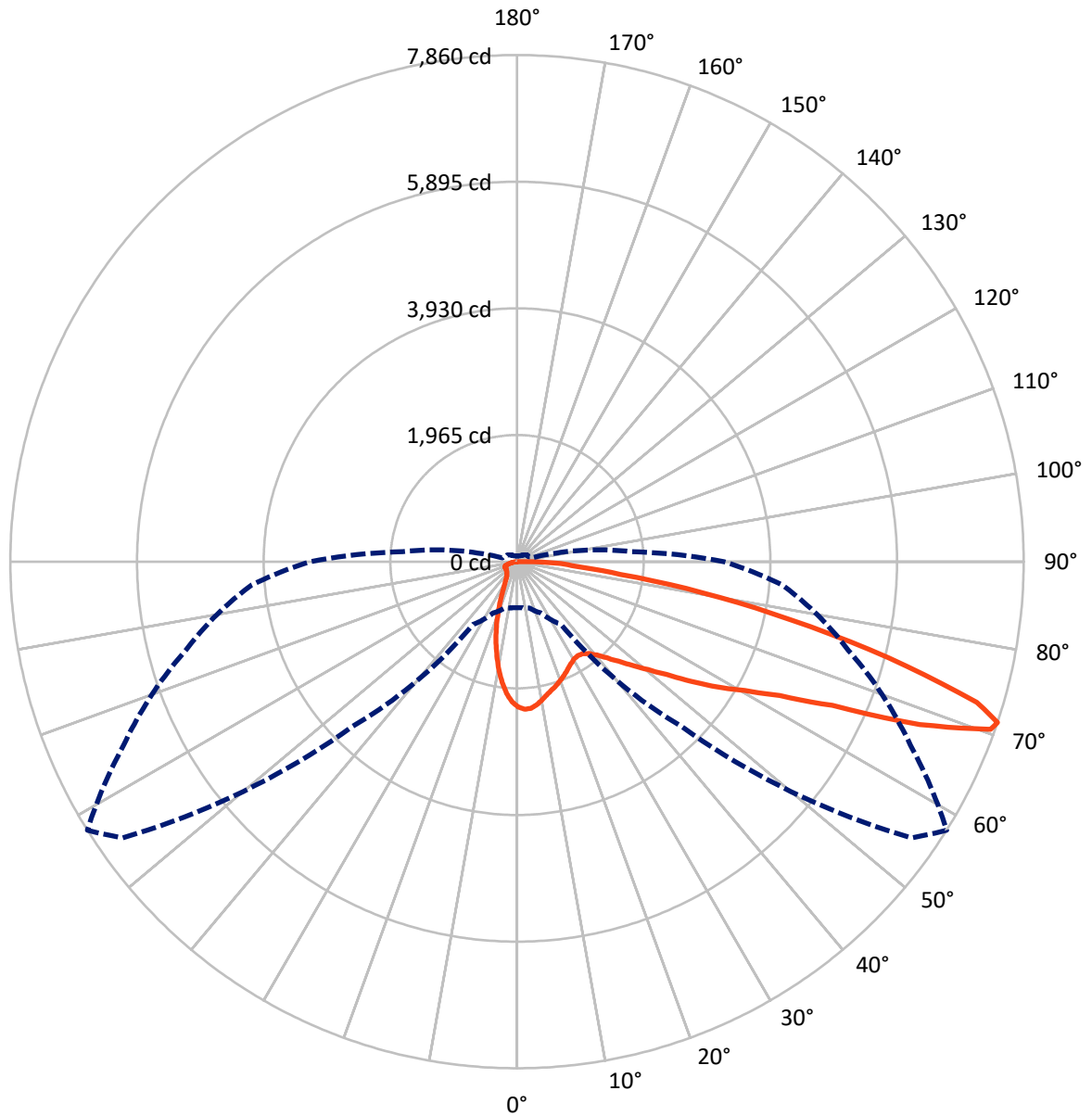
✕ Max cd
 - - - 1/2 Max cd



Based on 10 foot mounting height. Maximum calculated value = 22.5 fc
 Type III - Medium - N/A

REPORT NUMBER: P386331
CATALOG NUMBER: GWC-SA2A-727-U-SL3

Luminous Intensity Polar Plot



— Vertical Plane Through 58-Deg Lateral - - - Horizontal Cone Through 71-Deg Vertical



REPORT NUMBER: P386331
 CATALOG NUMBER: GWC-SA2A-727-U-SL3

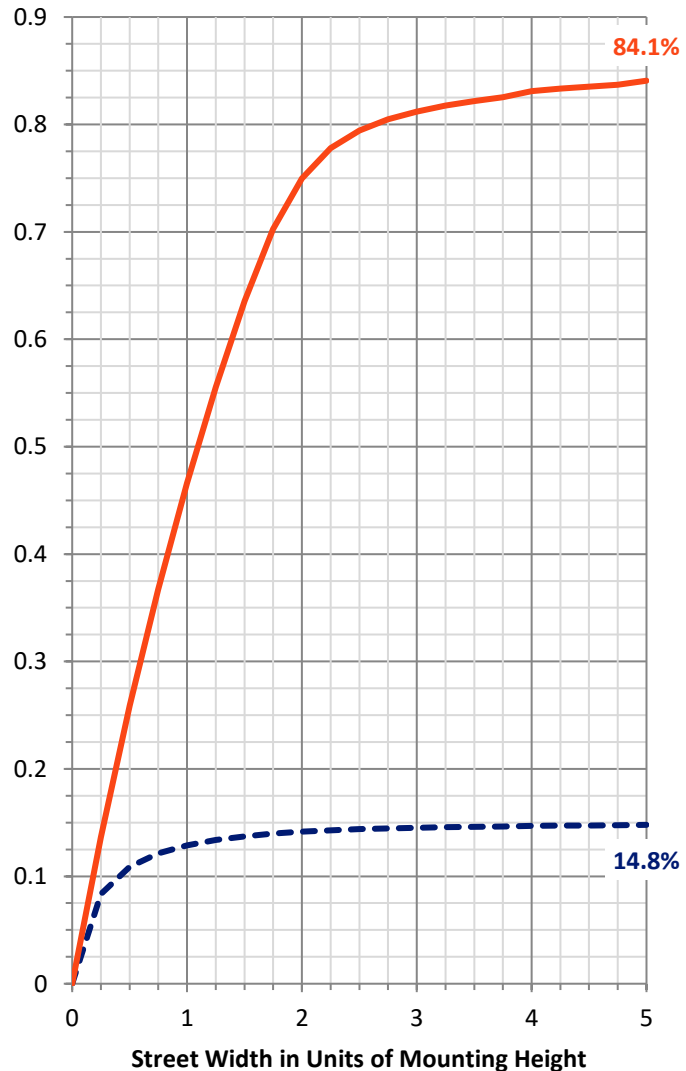
FLUX DISTRIBUTION:

		Downward	Upward	Total
House Side	Lumens	1216.3	0.0	1216.3
	% Fixture	15.0	0.0	15.0
Street Side	Lumens	6918.8	0.0	6918.8
	% Fixture	85.0	0.0	85.0
Total	Lumens	8135.0	0.0	8135.0
	% Fixture	100.0	0.0	100.0

ZONAL LUMENS:

Zone	Lumens	% Fixture
0°-10°	194.4	2.4
10°-20°	432.4	5.3
20°-30°	549.5	6.8
30°-40°	700.0	8.6
40°-50°	992.6	12.2
50°-60°	1536.1	18.9
60°-70°	2091.1	25.7
70°-80°	1395.0	17.1
80°-90°	243.9	3.0
90°-100°	0.0	0.0
100°-110°	0.0	0.0
110°-120°	0.0	0.0
120°-130°	0.0	0.0
130°-140°	0.0	0.0
140°-150°	0.0	0.0
150°-160°	0.0	0.0
160°-170°	0.0	0.0
170°-180°	0.0	0.0
0°-90°	8135.0	100.0
0°-180°	8135.0	100.0

Coefficient of Utilization



REPORT NUMBER: P386331

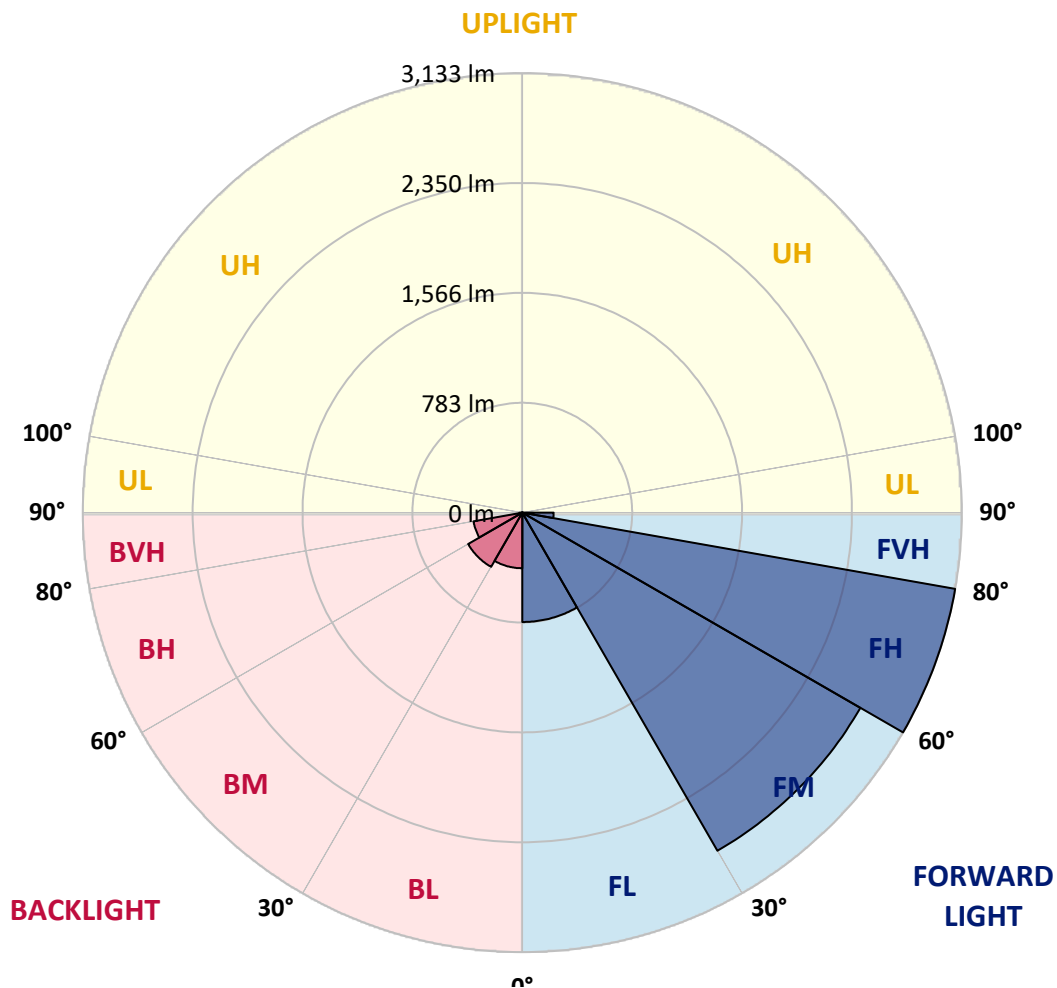
CATALOG NUMBER: GWC-SA2A-727-U-SL3

LUMINAIRE CLASSIFICATION SYSTEM LUMEN TABLE AND BUG RATING:

Zone	Lumens	% Fixture	Zone Rating/Lumen Limit		
			B	U	G
FL (0°-30°)	779.9	9.6			
FM (30°-60°)	2782.6	34.2			
FH (60°-80°)	3132.7	38.5			G2/5000
FVH (80°-90°)	223.6	2.7			G2/225
BL (0°-30°)	396.5	4.9	B1/500		
BM (30°-60°)	446.0	5.5	B1/1000		
BH (60°-80°)	353.5	4.3	B1/500		G1/500
BVH (80°-90°)	20.3	0.2			G1/100
UL (90°-100°)	0.0	0.0		U0/0	
UH (100°-180°)	0.0	0.0		U0/0	

BUG Rating: B1-U0-G2

Type III Medium





REPORT NUMBER: P386331
 CATALOG NUMBER: GWC-SA2A-727-U-SL3

CANDELA DISTRIBUTION (FULL):

	0°	5°	15°	25°	35°	45°	55°	58°	65°	75°	85°
0°	2253.9	2253.9	2253.9	2253.9	2253.9	2253.9	2253.9	2253.9	2253.9	2253.9	2253.9
2.5°	2313.7	2310.6	2311.7	2309.5	2304.1	2298.7	2290.8	2292.2	2281.1	2264.7	2244.3
5°	2270.1	2269.0	2277.5	2282.3	2286.2	2283.1	2280.9	2283.7	2267.5	2244.9	2209.4
7.5°	2178.6	2166.1	2176.9	2193.0	2208.3	2219.9	2235.2	2237.2	2227.0	2203.2	2156.7
10°	2048.5	2036.6	2052.5	2077.7	2108.3	2136.1	2166.9	2172.6	2174.6	2153.1	2096.7
12.5°	1913.6	1904.5	1920.4	1955.8	2006.6	2049.3	2098.7	2107.2	2124.7	2110.3	2041.1
15°	1792.9	1789.5	1808.8	1843.6	1902.0	1967.4	2038.6	2054.2	2083.9	2079.1	1997.8
17.5°	1688.6	1687.8	1702.5	1739.1	1803.7	1886.4	1978.8	2005.1	2049.3	2055.0	1962.1
20°	1611.0	1609.3	1619.5	1646.4	1713.0	1806.8	1914.2	1950.4	2014.2	2034.0	1925.2
22.5°	1569.3	1569.0	1569.3	1582.1	1636.5	1723.8	1851.3	1895.5	1979.9	2017.3	1884.4
25°	1562.2	1561.4	1555.1	1553.7	1584.6	1654.3	1788.9	1837.7	1947.3	2005.7	1845.6
27.5°	1580.6	1581.8	1573.6	1560.2	1566.5	1608.7	1734.8	1786.9	1921.3	2003.4	1818.7
30°	1618.9	1618.3	1611.3	1597.4	1585.2	1591.7	1696.3	1748.4	1903.7	2013.4	1800.3
32.5°	1661.1	1664.2	1662.8	1655.2	1637.0	1611.0	1684.6	1735.7	1898.6	2037.2	1792.3
35°	1711.8	1715.2	1725.5	1731.4	1710.1	1668.2	1709.6	1753.8	1913.3	2081.9	1805.1
37.5°	1760.0	1768.8	1797.4	1822.6	1804.5	1757.8	1775.9	1807.3	1958.9	2152.5	1839.4
40°	1815.6	1823.2	1870.0	1923.5	1920.7	1872.2	1882.7	1903.7	2039.4	2253.7	1901.4
42.5°	1870.3	1885.6	1953.3	2029.2	2051.0	2008.3	2025.0	2036.0	2152.8	2387.7	2009.7
45°	1943.1	1959.5	2053.6	2145.1	2196.1	2172.0	2198.7	2202.9	2295.3	2570.2	2166.9
47.5°	2053.3	2072.0	2181.7	2277.7	2355.7	2358.2	2402.1	2400.4	2473.3	2779.0	2365.0
50°	2225.0	2252.0	2341.8	2431.6	2526.3	2579.0	2637.6	2629.4	2686.6	3001.5	2593.1
52.5°	2450.0	2462.5	2529.1	2595.4	2713.0	2831.2	2915.3	2908.0	2928.6	3230.2	2852.1
55°	2683.2	2692.6	2720.1	2756.4	2914.5	3107.2	3285.1	3273.5	3221.1	3467.6	3108.0
57.5°	2892.9	2911.9	2930.9	2945.9	3117.4	3395.6	3663.4	3664.3	3538.5	3723.8	3372.4
60°	2925.5	2942.2	3067.8	3186.2	3464.5	3780.5	4068.4	4059.9	3866.9	4001.8	3667.1
62.5°	2586.1	2623.7	2833.4	3148.5	3798.9	4484.4	4585.0	4574.5	4259.6	4344.4	4010.3
65°	1853.3	1896.0	2149.1	2622.6	3636.8	5259.9	5517.2	5376.1	4795.2	4765.7	4412.1
67.5°	1069.2	1079.4	1189.0	1569.3	2769.1	5300.5	6939.5	6742.0	5626.9	5243.8	4608.8
70°	790.6	790.3	816.4	965.7	1498.5	4326.0	7615.9	7793.0	6502.5	5401.1	4330.8
71°	714.9	715.8	745.0	879.0	1186.8	3620.9	7472.2	7859.9	6733.2	5323.4	4129.6
72.5°	611.5	614.3	654.9	788.3	998.3	2497.1	6853.3	7458.6	6842.6	5131.9	3814.8
75°	463.9	470.4	526.5	664.5	912.5	1266.4	5029.8	5955.9	6078.6	4528.3	2834.6
77.5°	331.0	338.3	401.8	558.8	867.4	954.4	3368.4	4344.4	4473.3	2902.0	1278.6
80°	209.1	217.9	265.8	444.6	815.0	906.2	2116.8	2920.1	2439.3	928.6	325.3
82.5°	122.7	129.5	164.9	290.5	665.6	872.8	1245.4	1618.6	949.3	280.5	147.9
85°	71.1	74.2	102.9	185.0	483.4	823.8	915.0	904.8	412.0	137.2	70.0
87.5°	33.2	36.8	60.9	96.6	268.4	597.1	723.2	624.8	256.2	64.3	32.9
90°	0.0	0.0	0.0	0.0	0.0	0.0	0.0	0.0	0.0	0.0	0.0



REPORT NUMBER: P386331
 CATALOG NUMBER: GWC-SA2A-727-U-SL3

CANDELA DISTRIBUTION (continued):

	90°	95°	105°	115°	125°	135°	145°	155°	165°	175°	180°
0°	2253.9	2253.9	2253.9	2253.9	2253.9	2253.9	2253.9	2253.9	2253.9	2253.9	2253.9
2.5°	2234.4	2229.6	2209.4	2191.6	2172.9	2148.5	2121.6	2118.2	2101.8	2104.9	2099.2
5°	2190.2	2178.0	2129.5	2085.6	2033.8	1987.3	1936.8	1913.6	1880.2	1877.9	1869.4
7.5°	2127.0	2104.3	2029.2	1945.9	1862.6	1783.3	1704.8	1653.2	1600.5	1578.1	1576.1
10°	2055.9	2017.3	1906.8	1783.5	1663.4	1547.5	1435.3	1352.2	1277.4	1242.0	1240.6
12.5°	1988.4	1931.5	1779.9	1612.1	1447.7	1297.6	1143.7	1034.6	940.8	909.3	896.0
15°	1931.2	1851.0	1656.3	1441.8	1242.3	1033.7	858.6	743.9	657.1	627.1	621.4
17.5°	1875.6	1772.5	1529.6	1269.8	1028.6	799.4	624.0	538.7	492.5	480.3	480.0
20°	1820.4	1691.7	1397.3	1093.8	822.1	597.9	479.7	441.5	425.9	424.5	422.2
22.5°	1757.8	1606.2	1258.2	917.3	641.6	470.1	407.8	392.5	390.5	395.6	395.6
25°	1699.1	1521.1	1117.1	744.4	499.0	392.2	364.1	361.0	366.4	375.5	376.3
27.5°	1644.4	1439.2	979.3	590.8	399.8	345.4	333.8	337.5	347.1	357.6	357.9
30°	1599.4	1361.9	845.6	465.6	337.8	310.6	308.6	316.0	326.4	334.7	336.6
32.5°	1564.5	1295.9	716.4	374.3	297.3	284.5	286.2	292.4	299.0	303.5	306.6
35°	1548.3	1239.2	597.1	315.7	271.5	264.4	266.7	270.1	272.9	276.3	278.8
37.5°	1551.2	1195.3	490.5	279.1	254.2	250.5	250.5	250.5	250.5	252.2	252.5
40°	1577.5	1170.0	403.8	255.9	242.6	238.6	235.5	232.6	230.4	231.5	230.9
42.5°	1645.0	1167.8	340.3	241.1	233.2	226.7	220.5	216.5	213.7	214.8	215.4
45°	1759.5	1196.1	297.5	230.7	224.4	214.5	206.6	202.3	200.3	204.0	204.6
47.5°	1907.7	1257.9	271.5	223.0	216.2	203.2	194.7	190.7	191.3	196.7	198.1
50°	2098.7	1358.2	259.0	218.2	210.5	193.5	184.8	181.4	183.1	190.7	192.4
52.5°	2308.3	1502.7	260.4	216.8	206.9	186.5	177.1	173.1	176.0	183.1	184.5
55°	2550.3	1676.4	283.9	218.8	201.5	181.9	170.9	164.1	166.3	172.9	174.0
57.5°	2819.3	1875.4	331.3	218.2	194.7	177.7	164.4	154.2	155.9	159.8	161.0
60°	3099.2	2115.7	404.7	219.9	191.6	172.6	155.6	142.8	142.3	145.7	146.2
62.5°	3435.3	2393.6	488.5	221.0	193.5	166.1	144.0	131.5	129.8	130.6	131.2
65°	3781.6	2594.8	457.1	216.5	199.8	160.7	133.8	120.4	117.3	116.7	117.0
67.5°	3792.4	2379.2	320.5	207.4	202.3	157.8	126.1	111.1	106.0	104.0	103.7
70°	3401.0	1932.9	249.7	197.8	192.1	153.3	119.0	103.4	95.8	92.7	92.4
71°	3210.0	1779.3	236.6	193.0	184.5	148.8	115.9	100.0	92.1	88.7	88.1
72.5°	2910.5	1595.1	220.7	185.3	169.7	137.2	109.9	95.2	87.0	83.0	82.2
75°	2088.7	1043.1	189.6	165.2	140.6	109.4	96.3	85.6	78.5	73.7	73.1
77.5°	804.8	415.1	143.4	137.4	107.7	85.6	79.3	74.0	68.9	64.0	63.8
80°	248.8	185.6	104.6	103.4	77.9	63.8	61.8	60.4	58.4	53.3	52.1
82.5°	132.9	106.5	72.0	66.9	51.0	42.5	44.8	45.3	45.6	40.2	39.7
85°	63.5	56.4	40.5	38.0	29.8	23.8	27.5	29.8	30.0	24.7	23.0
87.5°	30.3	29.5	19.0	14.5	11.1	7.9	9.6	11.9	13.0	9.4	8.2
90°	0.0	0.0	0.0	0.0	0.0	0.0	0.0	0.0	0.0	0.0	0.0

Signify Classified - Internal
Cooper Lighting Solutions Photometric Lab
1121 Highway 74 South
Peachtree City, GA 30269

Scaled Data Report



Report Generated By 670245982

Signify Classified - Internal
Cooper Lighting Solutions Photometric Lab
1121 Highway 74 South
Peachtree City, GA 30269

Scaled Data Report



Signify Classified - Internal
Cooper Lighting Solutions Photometric Lab
1121 Highway 74 South
Peachtree City, GA 30269

Scaled Data Report



Signify Classified - Internal
Cooper Lighting Solutions Photometric Lab
1121 Highway 74 South
Peachtree City, GA 30269

Scaled Data Report





--- HS — SS

Signify Classified - Internal
Cooper Lighting Solutions Photometric Lab
1121 Highway 74 South
Peachtree City, GA 30269

Scaled Data Report



u

Signify Classified - Internal
Cooper Lighting Solutions Photometric Lab
1121 Highway 74 South
Peachtree City, GA 30269

Scaled Data Report



Signify Classified - Internal
Cooper Lighting Solutions Photometric Lab
1121 Highway 74 South
Peachtree City, GA 30269

Scaled Data Report



(END OF REPORT)